

### Item description

According to EN 61984, pluggable connectors without current interrupting capacity shall not be mated and unmated when live or under load.

### Data

#### Electrical data

#### Ratings per IEC/EN 60664-1

Rated voltage (III / 3)	500 V
Rated impulse voltage (III / 3)	6 kV
Rated current	32 A



## Connection data

Connection technology	CAGE CLAMP®
Actuation type	Operating tool
Connectable conductor materials	Copper
Nominal cross section	4 mm <sup>2</sup>
Solid conductor	0.08 ... 4 mm <sup>2</sup> / 28 ... 12 AWG
Fine-stranded conductor	0.08 ... 4 mm <sup>2</sup> / 28 ... 12 AWG
Strip length	8 ... 9 mm / 0.31 ... 0.35 inch
No. of poles	12
Total number of connection points	12
Total number of potentials	12
Type of wiring	Front-entry wiring

## Geometrical Data

Width	60 mm / 2.362 inch
Height	45.2 mm / 1.78 inch
Depth	18.3 mm / 0.72 inch
Module width	5 mm / 0.197 inch

## Mechanical data

Marking level	Side marking
---------------	--------------

## Plug connection

Contact type (pluggable connector)	Female connector/socket
Connector connection type	for conductors

## Material Data


Color	gray, green-yellow
Insulating material	Polyamide 66 (PA 66)
Fire load	0.639 MJ
Weight	38.912 g

## Commercial data



Country of origin	DE
GTIN	404545421 1035
Customs Tariff No.	85366990990

## Approvals / Certificates

## Country specific Approvals


Logo	Approval	Additional Approval Text	Certificate name
	CSA DEKRA Certification B.V.	C22.2 No. 158	1101144

## UL-Approvals





Logo	Approval	Additional Approval Text	Certificate name
	UR Underwriters Laboratories Inc.	UL 1059	E45172
	UR Underwriters Laboratories Inc.	UL 1977	E45171

















## Compatible products


















## Jumper

















	Item no.: 769-402 Miniature adjacent jumper; insulated; suitable for 1-conductor female plugs	769-402
--	--	---------

## Male plug

	Item no.: 769-612 1-conductor male connector; 4 mm <sup>2</sup> ; Pin spacing 5 mm; 12-pole	769-612
	Item no.: 769-612/001-000 1-conductor male connector; Snap-in mounting feet; 4 mm <sup>2</sup> ; Pin spacing 5 mm; 12-pole	769-612 /001-000
	Item no.: 769-612/002-000 1-conductor male connector; clamping collar; 4 mm <sup>2</sup> ; Pin spacing 5 mm; 12-pole	769-612 /002-000
	Item no.: 769-612/004-000 1-conductor male connector; Feedthrough flange; 4 mm <sup>2</sup> ; Pin spacing 5 mm; 12-pole	769-612 /004-000

	<b>Item no.: 769-612/005-000</b> 1-conductor male connector; Snap-in flange; 4 mm <sup>2</sup> ; Pin spacing 5 mm; 12-pole	769-612 /005-000
	<b>Item no.: 769-612/006-000</b> 1-conductor male connector; Snap-in flange; 4 mm <sup>2</sup> ; Pin spacing 5 mm; 12-pole	769-612 /006-000
	<b>Item no.: 769-642</b> THT male header; 1.0 x 1.0 mm solder pin; straight; Pin spacing 5 mm; 12-pole	769-642
	<b>Item no.: 769-642/003-000</b> THT male header; 1.0 x 1.0 mm solder pin; straight; clamping collar; Pin spacing 5 mm; 12-pole	769-642 /003-000
	<b>Item no.: 769-642/004-000</b> THT male header; 1.0 x 1.0 mm solder pin; straight; Pin spacing 5 mm; 12-pole	769-642 /004-000
	<b>Item no.: 769-642/007-000</b> THT male header; 1.0 x 1.0 mm solder pin; straight; clamping collar; Pin spacing 5 mm; 12-pole	769-642 /007-000
	<b>Item no.: 769-672</b> THT male header; 1.0 x 1.0 mm solder pin; straight; Pin spacing 5 mm; 12-pole	769-672
	<b>Item no.: 769-672/003-000</b> THT male header; 1.0 x 1.0 mm solder pin; straight; clamping collar; Pin spacing 5 mm; 12-pole	769-672 /003-000
	<b>Item no.: 769-672/004-000</b> THT male header; 1.0 x 1.0 mm solder pin; straight; Pin spacing 5 mm; 12-pole	769-672 /004-000
<b>Locking lever</b>		
	<b>Item no.: 769-428</b> Locking lever	769-428
	<b>Item no.: 769-429</b> Locking lever	769-429
	<b>Item no.: 769-430</b> Locking lever	769-430
	<b>Item no.: 769-431</b> Locking lever	769-431
<b>Protective Warning Marker</b>		
	<b>Item no.: 280-415</b> Protective warning marker; with high-voltage symbol, black; for 5 terminal blocks	280-415
<b>General accessories</b>		
	<b>Item no.: 769-436</b> Jumper cover; for 1-conductor female plugs; for 5 poles	769-436
<b>Insulation stop</b>		
	<b>Item no.: 769-470</b> Insulation stop; 0.08 - 0.2 mm <sup>2</sup> "s" (0.14 mm <sup>2</sup> "f-st"); 5 pieces/strip	769-470

	<b>Item no.: 769-471</b> Insulation stop; 0.25 - 0.5 mm <sup>2</sup> ; 5 pieces/strip	769-471
	<b>Item no.: 769-472</b> Insulation stop; 0.75 - 1 mm <sup>2</sup> ; 5 pieces/strip	769-472
<b>check</b>		
	<b>Item no.: 210-136</b> Test plug; 2 mm Ø; with 500 mm cable	210-136
	<b>Item no.: 210-137</b> Test plug; 2.3 mm Ø; with 500 mm cable	210-137
<b>ferrule</b>		
	<b>Item no.: 216-101</b> Ferrule; Sleeve for 0.5 mm <sup>2</sup> / AWG 22; uninsulated; electro-tin plated	216-101
	<b>Item no.: 216-102</b> Ferrule; Sleeve for 0.75 mm <sup>2</sup> / AWG 20; uninsulated; electro-tin plated	216-102
	<b>Item no.: 216-103</b> Ferrule; Sleeve for 1 mm <sup>2</sup> / AWG 18; uninsulated; electro-tin plated	216-103
	<b>Item no.: 216-104</b> Ferrule; Sleeve for 1.5 mm <sup>2</sup> / AWG 16; uninsulated; electro-tin plated	216-104
	<b>Item no.: 216-201</b> Ferrule; Sleeve for 0.5 mm <sup>2</sup> / 20 AWG; insulated; electro-tin plated	216-201
	<b>Item no.: 216-202</b> Ferrule; Sleeve for 0.75 mm <sup>2</sup> / 18 AWG; insulated; electro-tin plated	216-202
	<b>Item no.: 216-203</b> Ferrule; Sleeve for 1 mm <sup>2</sup> / AWG 18; insulated; electro-tin plated	216-203
	<b>Item no.: 216-204</b> Ferrule; Sleeve for 1.5 mm <sup>2</sup> / AWG 16; insulated; electro-tin plated	216-204
	<b>Item no.: 216-206</b> Ferrule; Sleeve for 2.5 mm <sup>2</sup> / AWG 14; insulated; electro-tin plated	216-206
	<b>Item no.: 216-301</b> Ferrule; Sleeve for 0.25 mm <sup>2</sup> / AWG 24; insulated; electro-tin plated	216-301
	<b>Item no.: 216-302</b> Ferrule; Sleeve for 0.34 mm <sup>2</sup> / 22 AWG; insulated; electro-tin plated	216-302
<b>Strain relief plate</b>		
	<b>Item no.: 769-1612</b> Strain relief housing	769-1612
	<b>Item no.: 769-414</b> Strain relief plate	769-414
<b>Marking accessories</b>		
	<b>Item no.: 2009-145</b> Mini-WSB Inline; for Smart Printer; on reel; stretchable 5 - 5.2 mm; plain; snap-on type	2009-145

	<b>Item no.: 2009-145/000-002</b> Mini-WSB Inline; for Smart Printer; on reel; stretchable 5 - 5.2 mm; plain; snap-on type	/000-002	2009-145
	<b>Item no.: 2009-145/000-005</b> Mini-WSB Inline; for Smart Printer; on reel; stretchable 5 - 5.2 mm; plain; snap-on type	/000-005	2009-145
	<b>Item no.: 2009-145/000-006</b> Mini-WSB Inline; for Smart Printer; on reel; stretchable 5 - 5.2 mm; plain; snap-on type	/000-006	2009-145
	<b>Item no.: 2009-145/000-007</b> Mini-WSB Inline; for Smart Printer; on reel; stretchable 5 - 5.2 mm; plain; snap-on type	/000-007	2009-145
	<b>Item no.: 2009-145/000-012</b> Mini-WSB Inline; for Smart Printer; on reel; stretchable 5 - 5.2 mm; plain; snap-on type	/000-012	2009-145
	<b>Item no.: 2009-145/000-023</b> Mini-WSB Inline; for smartPRINTER; on reel; stretchable 5 - 5.2 mm; plain; snap-on type	/000-023	2009-145
	<b>Item no.: 2009-145/000-024</b> Mini-WSB Inline; for Smart Printer; on reel; stretchable 5 - 5.2 mm; plain; snap-on type	/000-024	2009-145
	<b>Item no.: 210-805</b> Labels; for Smart Printer		210-805
	<b>Item no.: 210-805/000-002</b> Labels; for Smart Printer	/000-002	210-805
	<b>Item no.: 210-831</b> Marking strips; on reel; 2.3 mm wide; plain; Self-adhesive		210-831
	<b>Item no.: 210-832</b> Marking strips; on reel; 3 mm wide; plain; Self-adhesive		210-832
	<b>Item no.: 210-834</b> Marking strips; on reel; 5 mm wide; plain; Self-adhesive		210-834
	<b>Item no.: 248-501</b> Miniature WSB Quick marking system; plain; Marker width 5 mm; 10 strips with 10 markers per card		248-501
	<b>Item no.: 248-501/000-002</b> Mini-WSB marking card; as card; not stretchable; plain; snap-on type	/000-002	248-501
	<b>Item no.: 248-501/000-005</b> Mini-WSB marking card; as card; not stretchable; plain; snap-on type	/000-005	248-501
	<b>Item no.: 248-501/000-006</b> Mini-WSB marking card; as card; not stretchable; plain; snap-on type	/000-006	248-501



**Item no.: 248-501/000-007**  
Mini-WSB marking card; as card; not stretchable; plain; snap-on type

/000-007

248-501



**Item no.: 248-501/000-012**  
Mini-WSB marking card; as card; not stretchable; plain; snap-on type

/000-012

248-501



**Item no.: 248-501/000-017**  
Mini-WSB marking card; as card; not stretchable; plain; snap-on type

/000-017

248-501



**Item no.: 248-501/000-023**  
Mini-WSB marking card; as card; not stretchable; plain; snap-on type

/000-023

248-501



**Item no.: 248-501/000-024**  
Mini-WSB marking card; as card; not stretchable; plain; snap-on type

/000-024

248-501

## Downloads

### Documentation

#### Bid Text

769-112/000-036

doc  
26.1 kB

Download

## Product family

### X-COM

[Learn more about the product family.](#)

[Show all products from the family](#)

Subject to changes.